


CURIOSITY CREDENZA



SPECIFICATION SHEET



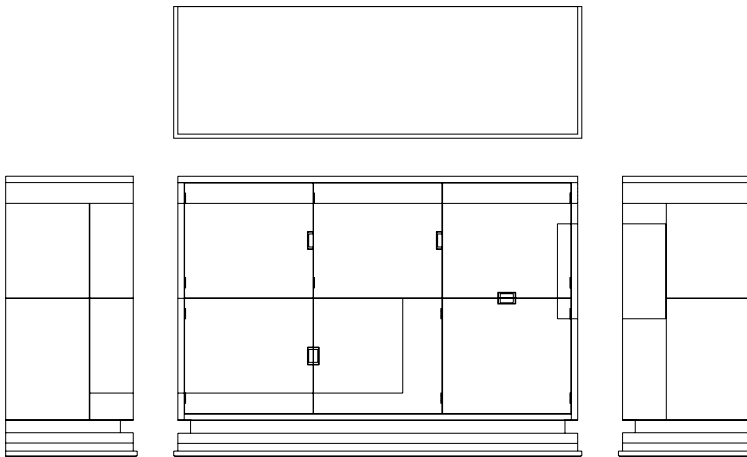
DESCRIPTION

A cabinet with six doors and multiple interior shelves. Shown here in high-gloss red and teal lacquer; white gold leaf, patinated brass and American black walnut black ebonised satin. Cabinet doors incorporate bespoke handles and solid brass hinges. Available in a range of finishes and configurations.

Built by hand in England.

DIMENSIONS

Height	1100mm
Width	1600mm
Depth	516mm



DIMENSIONS

Height 1100mm
 Width 1600mm
 Depth 516mm

NOTES

- Some finishes may carry an up-charge.
- Non-standard finishes, sizes and configurations are available, up-charges may apply.
- Standard lead-time is 8 – 14 weeks.
- Finishes are shown for illustrative purposes only. Samples are available from the showroom.

CARE INSTRUCTIONS

Our furniture has been made to age & patina naturally over time. Simple maintenance will help it to age gracefully. Please read our suggestions below to help to insure that your furniture remains beautiful.

CLEANING & MAINTENANCE GENERAL GUIDELINES

A weekly clean with a lightly dampened, non-abrasive cloth is recommended to keep the furniture clean & to remove household dust. We do not recommend the use household polish or spirit-based cleaners as these may cause damage. Keep your cleaning regime simple, if you are unsure contact us for further advice.

NOTES REGARDING HARDWOOD

Whilst every effort is made to source well-seasoned timbers, it is inevitable that some wood movement will occur. All natural timbers, particularly hardwoods contain moisture. When this moisture level drops e.g. during long hot dry spells of weather or when the timber is subject to extremes in relative humidity you may find the timber will move very slightly or crack. This is absolutely normal & in many ways adds to the beauty of the product. To prevent your furniture from drying out over long periods of time the use of a small amount of beeswax is recommended periodically. Amy Somerville LTD can advise you on what products are appropriate.


NOTES REGARDING METALS & CAST METALS

All metals will naturally patina over time. Any smudges such as fingerprints or wear can be eliminated using a soft lint-free cloth & "Peek" metal polish. Mild scratches can also be softened in the same way. To maintain the high reflective shine of cast metal we recommend applying "Renaissance" micro-crystalline wax polish to the piece, then buffing & polishing with a soft lint-free cloth.

TIMBER FINISHES



METAL FINISHES



HIGH-GLOSS LACQUER COLOURS

